

凌華科技股份有限公司

— 法人座談會

2016年7月28日



財報資料

陳淑芬

財務協理

營運概況及展望

鄒大智

CFO全球財務長

Q&A

Disclaimer



These presentations and discussions contain certain forward-looking statements with respect to the results of operation, financial condition and current expectation about future events. By their nature, forward-looking statements involve risk and uncertainty because they relate to events and depend on circumstances that will occur in the future.

We undertake no obligation to publicly update or revise any forward looking statements whether as a result of new information, future events or otherwise. The actual result could differ materially from those anticipated in these forward looking statements.

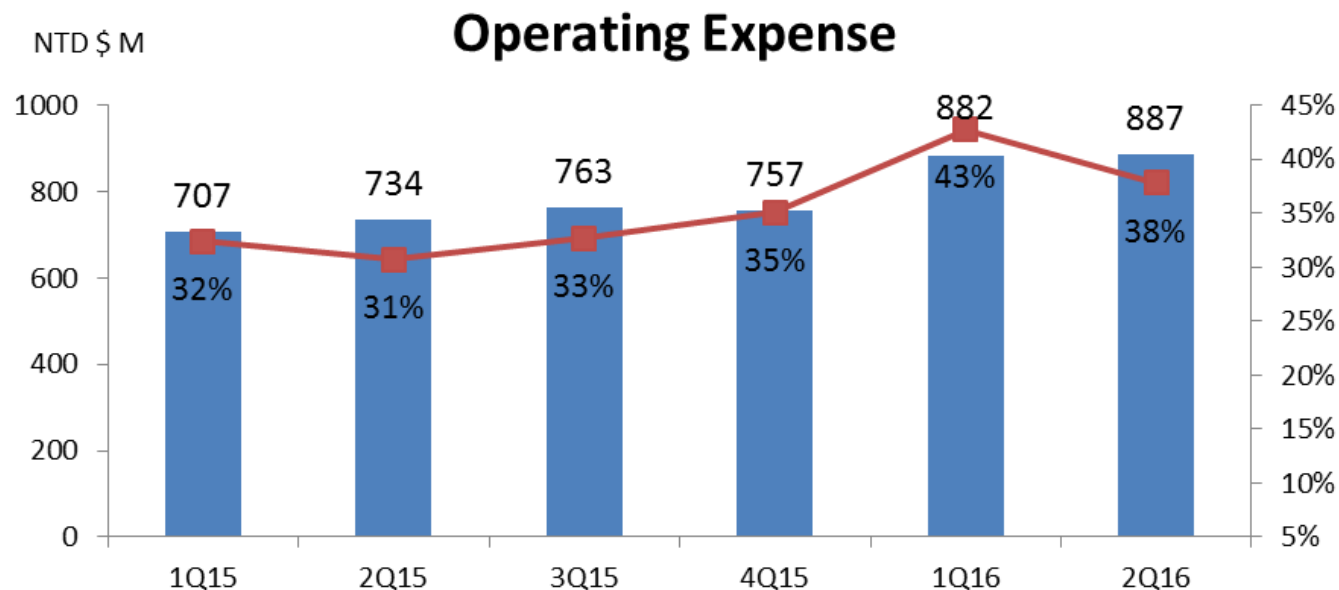
合併綜合損益表



單位：新台幣百萬元，惟每股盈餘為元

	1H'16		1H'15		YoY	2Q'16		1Q'16		QoQ
	金額	%	金額	%	%	金額	%	金額	%	%
銷貨收入淨額	4,411	100.0	4,578	100.0	-3.6	2,347	100.0	2,064	100.0	13.7
銷貨成本	2,467	55.9	2,646	57.8	-6.8	1,341	57.1	1,126	54.5	19.1
銷貨毛利	1,944	44.1	1,932	42.2	0.7	1,006	42.9	938	45.5	7.3
營業費用	1,769	40.1	1,442	31.5	22.7	887	37.8	882	42.7	0.5
營業淨利	175	4.0	490	10.7	-64.3	119	5.1	56	2.7	113.8
營業外收入及支出	2	0.0	-27	-0.6	NA	-13	-0.5	14	0.7	NA
稅前淨利	177	4.0	463	10.1	-61.8	107	4.6	70	3.4	52.4
本期淨利	150	3.4	355	7.8	-57.8	93	3.9	57	2.8	62.4
每股盈餘(NT\$)	0.7		1.77		-60.5	0.43		0.26		65.4

營業費用明細



單位：新台幣百萬元

	1H'16		1H'15		YoY	2Q'16		1Q'16		QoQ
	金額	%	金額	%	%	金額	%	金額	%	%
推銷費用	533	12.1	435	9.5	22.4	267	11.4	266	12.9	0.5
管理費用	480	10.9	417	9.1	15.1	237	10.1	243	11.8	-2.7
研究費用	757	17.2	590	12.9	28.3	383	16.3	373	18.1	2.7
營業費用	1,769	40.1	1,442	31.5	22.7	887	37.8	882	42.7	0.5

合併資產負債表摘要及財務指標



單位：新台幣百萬元	2016.6.30	2015.12.31	2015.6.30
現金及金融資產	1,877	1,775	1,777
應收款項	1,759	1,527	1,594
存貨	1,819	1,741	1,979
應付款項	1,460	1,103	1,541
短期銀行借款	577	1,534	886
負債總額	3,668	3,694	3,862
權益總額	4,456	3,907	3,569
資產總額	8,123	7,601	7,432

應收帳款週轉天數	68.0	63.1	63.8
存貨週轉天數	131.7	113.7	122.5
應付帳款週轉天數	94.8	73.5	89.0
負債佔資產比率	45.1%	48.6%	52.0%
股東權益報酬率	7.2%	16.2%	19.8%
每股淨值	20.5	19.4	17.8

合併現金流量表



單位：新台幣百萬元

	1H'16	1H'15	YoY(\$)
營業活動之淨現金流入(出)	216	599	-383
稅前淨利	177	463	-286
折舊及攤銷	144	126	18
營運資產及負債淨變動	-113	106	-218
投資活動之淨現金流入(出)	-251	-297	46
無活絡市場之債務工具投資變動	-285	-148	-138
備供出售金額資產變動	151	0	151
資本支出	-128	-179	51
籌資活動之淨現金流入(出)	26	169	-143
現金增資	960	0	960
銀行借款淨變動	-942	158	-1100
匯率變動影響數	-20	-24	5
現金淨增加(減少)數	-28	447	-475

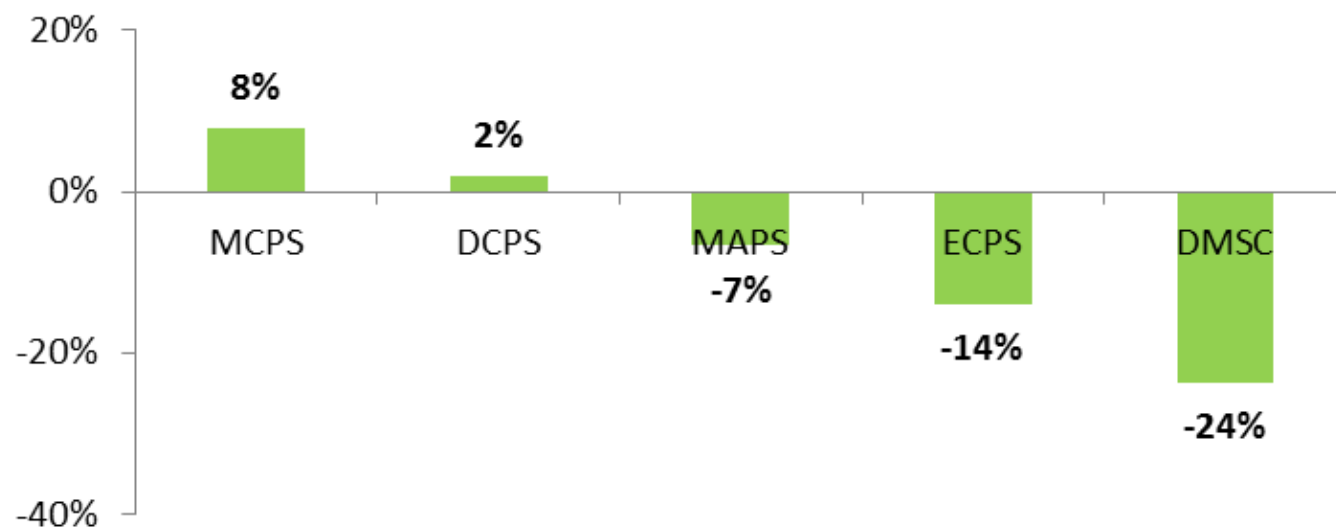
Business Outlook

Jeff Chou
CFO

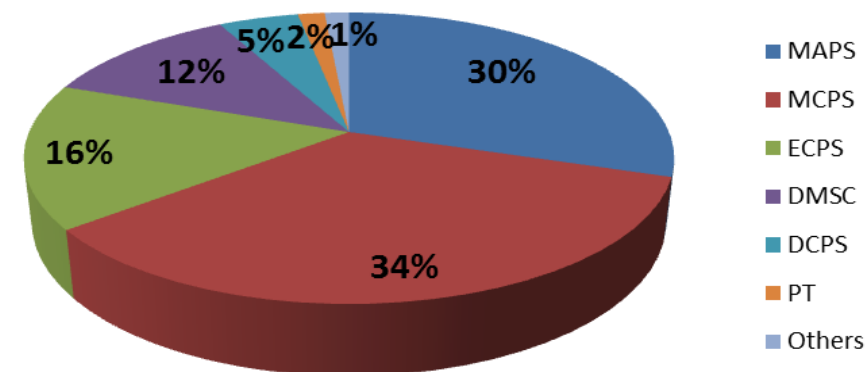


產品別銷貨表

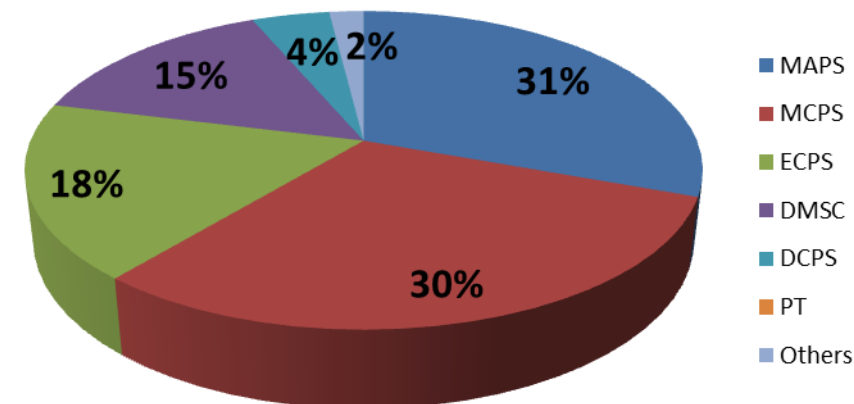
YOY Revenue Growth Rate



1H16

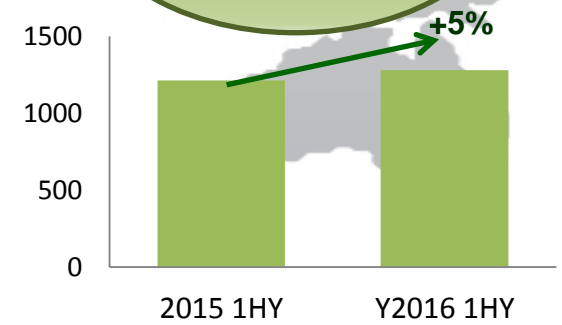
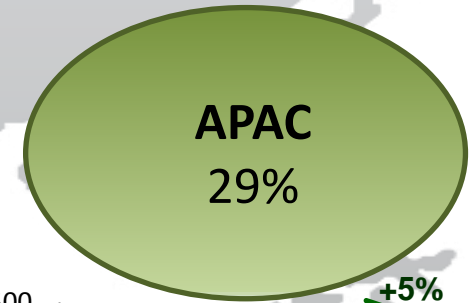
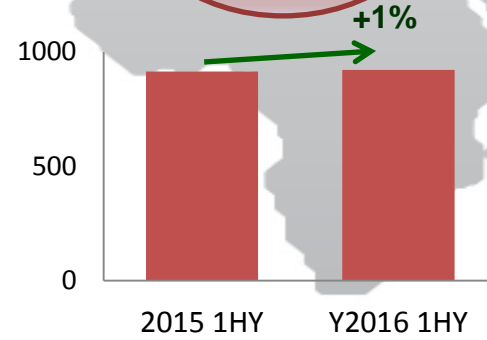
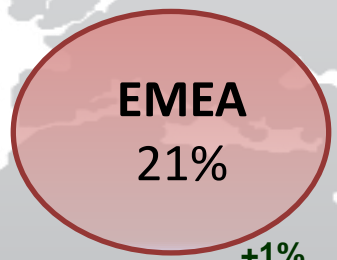
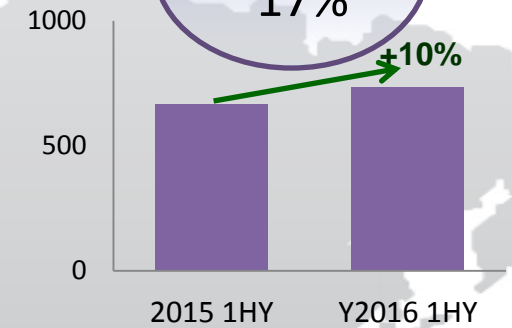
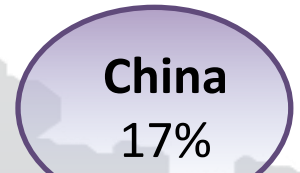
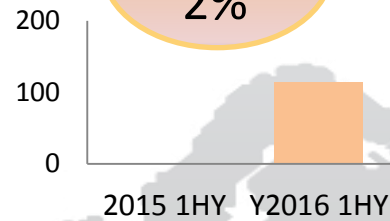

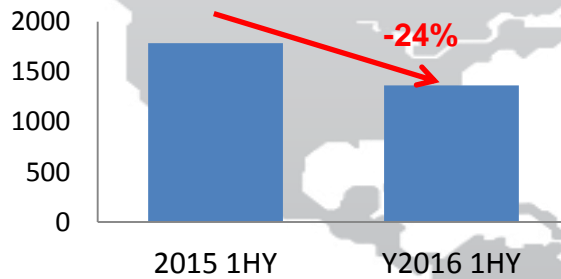
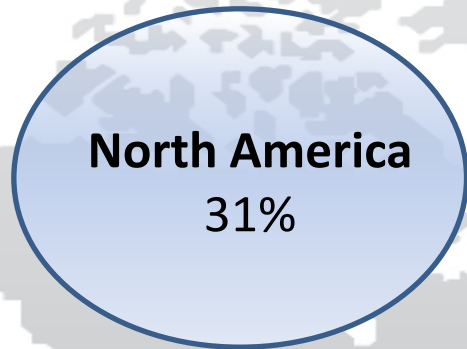


1H15



地區別銷貨表及2016年New DW

單位：新台幣百萬元



RBU	1HY claimed DW
AATI	8
EMEA	12
CHN	2
APAC	12

Q&A



ADLINK
TECHNOLOGY INC.